

The 32nd ROBO-ONE Qualifying & 16th Light Qualifying  
& 3rd Auto Qualifying + Round Tournament

## Participant guide

### <About participant guide>

This guide introduces the participation procedure of this event. Since it contains the content necessary for operation, please be sure to read carefully and participate. Also, please cooperate with this guide so that you can print with your participation card and bring it to the venue.

### <From admission to qualifying start>

#### \*Reception

Present your participation card at the entrance and tell "player name" "player ID". Participants are also required for participation cards. Be sure to prepare for the number of people. Also, please be sure to lower from the neck and move in the venue. Those who do not have a participation card for crime prevention refuse admission to the waiting room.

Since the reception is crowded, please accept the reception on the following times as a guide. Thank you for your cooperation.

Reception hours ROBO - ONE Light 8: 30 - 9: 30 (Start of the qualifying 10: 00 -)

ROBO-ONE auto 9: 00-10: 00 (Qualifying starts 11: 30-)

ROBO-ONE 10: 00-12: 00 (Qualifying starts 12: 40-)

#### **【Procedure of Participation Certificate】**

You can print with "My Page" -> "Entry" -> "Competitions in entry" -> "Participation certificate printing".

Please print for the whole team.

#### **【Request for completion of deposit】**

Those who transferred money for participation, please be sure to process "payment completion" from my page. Since we may not be able to confirm payment, we appreciate your cooperation.

#### **【When Receipt Required】**

If you need a receipt for participation fee, please inform the association "address", "amount of money", "provision" specified in advance.

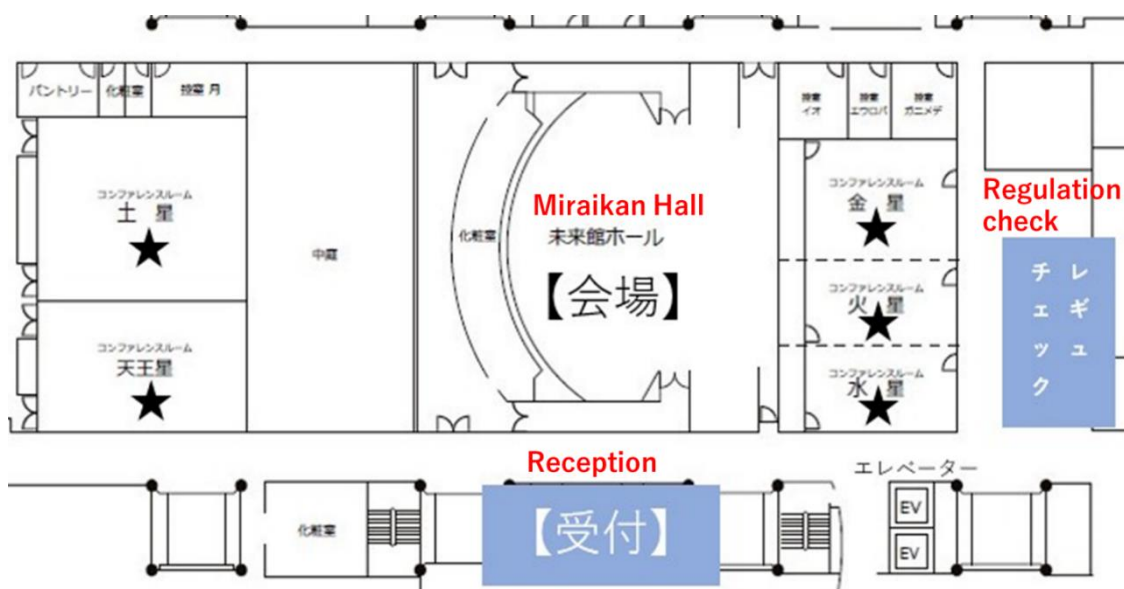
#### **【When there is no robot in order of departure】**

Preliminary ranking is published in advance on the website. If your own robot is not posted here, please contact our association before participating on the day.

### \*Players Waiting Room

After accepting, please rise to the 7th floor by elevator. The players' waiting room is divided according to participation category.

Please follow the instructions. In addition, if the categories overlap, please enter the one with the earlier schedule.



- The waiting room will be one team per chair (2 teams on one desk). Please use the desk after giving up.
- Please prepare each table tap to be used for robot maintenance. As the players' waiting room is large, we recommend that you prepare as long a cable as possible.
- Please prepare lunch for yourself. Although eating and drinking in the waiting room is possible, we ask that you cooperate so that garbage can be brought home.

### 【Notes】

- ※ Please be careful enough for battery management. Members of the team are always managed during charging, and if everyone leaves their seat please stop charging and leave.
- ※ Please be sure to carry the battery in its own safety bag.
- ※ Because the table of the waiting room is borrowed from the venue, please draw a mat etc etc so as not to hurt.

### \*Regulation check

Regulation check before qualifying is not done. The subject of the regulation check will be "athlete who finished the qualifying 4.5m run" and "certified athlete who has the right to participate in the finals tournament", "ranked third highest ranked player", so after the qualifying Please proceed to the prescribed check site as it is. If you want to check before qualifying, please check out the check-out hall from 8:30. Even if you go through qualifying, if you can not pass the regulation check, please note that you can not enter the final tournament.

**\* When you abstain**

If you decide to abstain from participation, please be sure to inform the staff of the Regulation Check Center before you are in your turn.

**\*Participant Briefing**

Please attend ROBO - ONE Light / auto participants' Briefing from 9:30. Please be sure to attend at least 1 person from the team. ROBO-ONE will be held from 12:20.

**<About the progress of qualification>**

**Schedule**

We will carry out the preliminary contest according to the schedule below.

10:00 opening

10: 15 ROBO - ONE Light preliminary round \* It will start right after opening the opening.

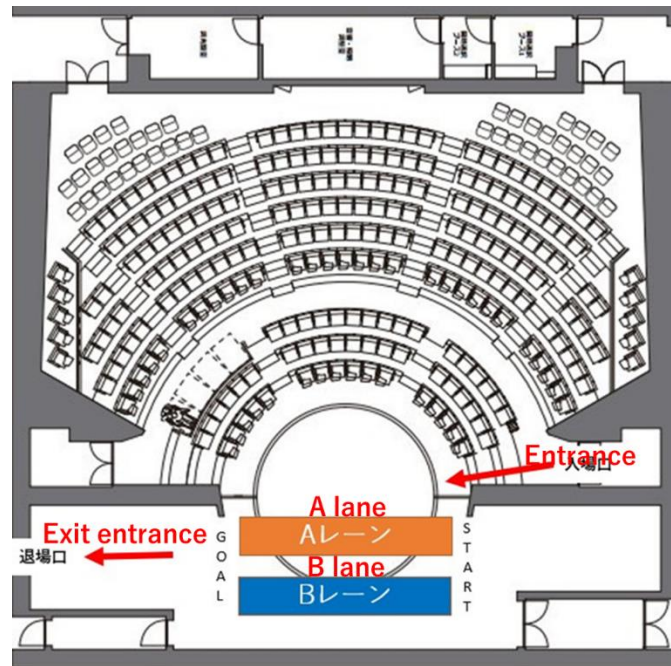
11: 20 ROBO - ONE auto Qualifying

12: 50 ROBO-ONE qualifying

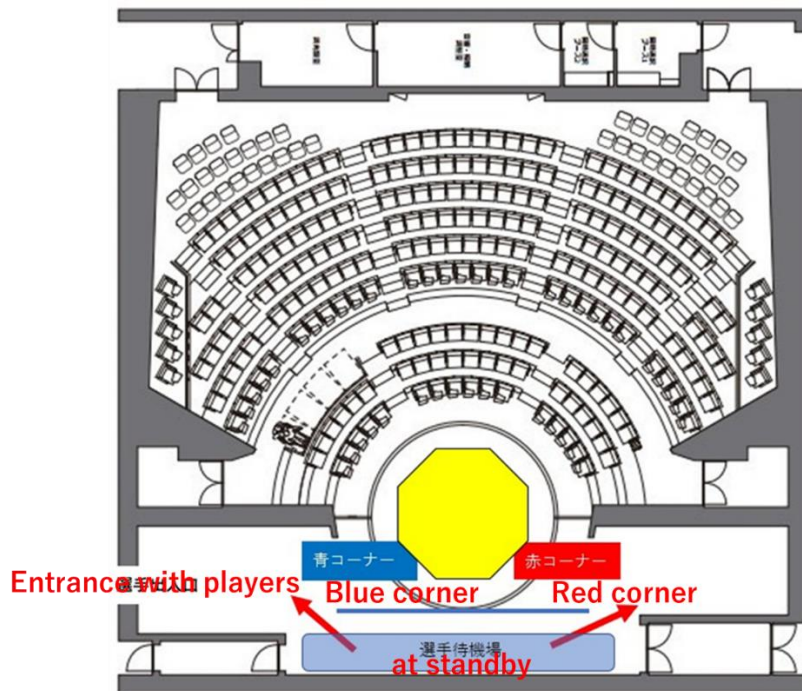
Qualifying will be done in 2 lanes. Since it is divided into odd and even numbers in the order of departure, please line up in the corresponding lane column. As the qualifying progresses so quickly, please move to the venue with a margin so that you can line up in line before the 5th run.

**\* Player entry entrance**

In order to confirm the location of the athlete, the entrance to the venue and the standby place are decided. Please enter the following venue map.



Qualifying



Final

**\* Qualifying progress**

You can check progress of qualifying on the ROBO - ONE website.

Address: <http://www.robo-one.com/>

•ROBO-ONE <http://www.robo-one.com/roboones/prisort/28>



• ROBO-ONE  
Light <http://www.robo-one.com/roboones/prisort/29>



• ROBO-ONE  
auto <http://www.robo-one.com/roboones/prisort/30>



•ROBO-ONE <http://www.robo-one.com/>



#### <ROBO-ONE auto Final tournament>

After all the preliminary rounds are over, we will hold the final tournament of ROBO - ONE auto. The starting schedule is 14:20. We will advance without break until semifinals, please move to the venue after preparing in advance. Tournaments are done in numerical order. Please move to the venue more than three games in which you participate and collect in the waiting area.

#### <About special rings in the venue>

A special ring (C ring) is installed beside the regulation check site. As you can use it from 10:00, please use freely. However, robots that hurt the ring as well as competition rules can not be used. Also, if you are congested, please use it alternately according to the instructions of staff.

#### 【Notes】

\* Please do not move the robot in places other than waiting room such as aisles and stages.