

The 36th ROBO-ONE & 20th ROBO-ONE Light & 6th ROBO-ONE Auto

Participants guide

<About participants guide>

This guide introduces the participation procedure for this event. Since it contains the content necessary for operation, please be sure to read carefully and participate. Also, please cooperate with this guide and can print your participation card and bring it to the venue.

<About prevention of new coronavirus infection>

Please bring a mask to prevent the infection of the new coronavirus. In addition, we will prepare alcohol for disinfection at the reception, so please disinfect your hands.

<From admission to event start>

Reception

Admission to the venue is possible from 8:30.

Present your participation card at the entrance.

All participants have required participation cards. Be sure to prepare for the number of people. Also, please be sure to lower the neck and move to the venue.

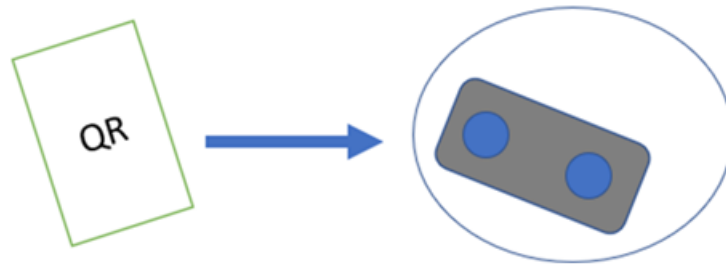
Those who do not have a participation card for crime prevention refuse admission to the waiting room.

* As the reception desk on the 8th is crowded, Light class may be given priority depending on the situation.

[Important] The acceptance method has changed.

From this tournament, it has been changed to automatic reception by the ROBO-ONE mascot robot. Hold the QR code of the ID displayed on the participation certificate at about 10cm away from the robot camera. Depending on the situation, the robot responds as follows.

* All robot answers are spoken in English.



about 10cm away from the robot camera

| Scan results | Robot reaction | Correspondence |
|---|--|--------------------------------------|
| When reception is completed | The robot nods and reads "player ID and robot name". | Please proceed to the waiting room. |
| When the transfer of the participation fee has not been confirmed | There is an explanation that "the participation fee has not been transferred". | Talk to the staff next to the robot. |
| When the QR code cannot be read | There is no reaction. | Talk to the staff next to the robot. |
| When there is no registration | There is an explanation from the robot. | Talk to the staff next to the robot. |

*** This time, besides the reception, we will use the QR code for the standard examination and the competition progress. If you have forgotten your participation certificate, you will not be able to participate, so please bring it with you.**

【Procedure of Participation Certificate】

You can print with "My Page" -> "Entry" -> "Competitions in entry" -> "Participation certificate printing".

Please print for the whole team.

【participation fee】

Participants from abroad can pay participation fee at reception.

【When Receipt Required】

If you need a receipt for participation fee, please inform the association "address", "amount of money", "provision" specified in advance.

<http://www.robo-one.com/contacts/>

【If your robot is not registered】

The preliminaries order or the final tournament table are available on the website

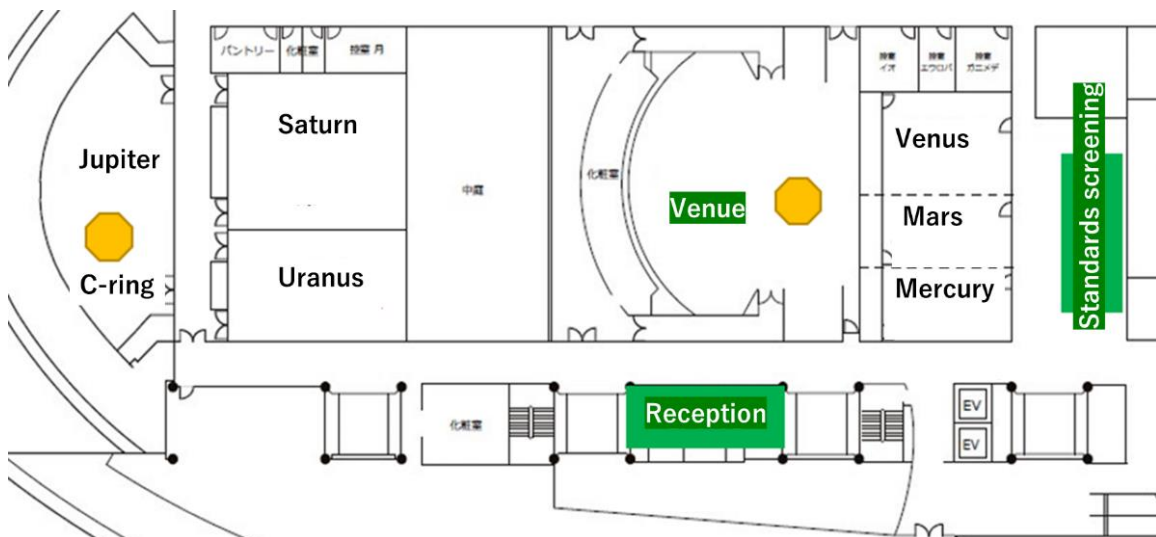
in advance. If your own robot is not posted here, please contact our association before participating on the day.

Players Waiting Room

Please proceed to the players' waiting room when the reception is completed. There is no seat assignment, so please use the vacant seat.

▼ 8/9 days waiting room

- Enter the venue from the back entrance where the bus stop is located, and proceed to the 7th floor by elevator.
- The following rooms are available for Saturn, Uranus, Venus, Mars, and Mercury. ROBO-ONE Light participants are Uranus and Saturn. ROBO-ONE auto participants should enter Venus, Mars and Mercury. ROBO-ONE can be either.



- The waiting room will be one team per chair (2 teams on one desk). Please use desks for each other.
- Please prepare your own table tap to be used for robot maintenance. As the players' waiting room is large, we recommend that you prepare as long a cable as possible.
- Please prepare lunch for yourself. Although eating and drinking in the waiting room is possible, we ask that you cooperate so that garbage can be brought home.

[Notes]

※ We will prohibit the use of batteries whose screening has not passed through the

venue. Charging is prohibited as well. Please do not bring in defective batteries as much as possible.

※ Please be careful enough for battery management. Members of the team are always managed during charging, and if everyone leaves their seat please stop charging and leave. Please bring the battery to the extent that it can be managed.

※ Please be sure to carry the battery in its own safety bag.

※ The table of the waiting room is what borrowed from the venue so please spread mats etc. so as not to hurt table.

● Standards screening (Regulation check)

On the 8th, Light players will not review the standards before Preliminaries. Only the battery check is performed.

The target of the standard review after Preliminaries will be “players who have completed the 4.5m Preliminaries run”, “certified players who have the right to participate in the final tournament”, and “the top 3 players in each ranking”, so the target players are Proceed directly to the designated standards screening venue immediately after the Preliminaries run. If you want to check before Preliminaries, please check in from 9:00. Please note that if you do not pass the standard review even after passing Preliminaries, you will not be able to participate in the final tournament.

On the 8th, auto players also will not review the standards before Preliminaries. Only the battery check is performed.

Robots that have passed the Preliminaries should review the standards at the standard examination hall.

On the 9th, we will not review the standards before Preliminaries for the floor exercise, but we will check the battery and measure 20% of the arm tips. The target of 20% arm-tip measurement is “a robot with arms and hands in one piece”. “There is a hand” or “A robot with a shape that can be clearly understood as a hand” is not a target. For robot’s subject to 20% arm-tip measurement, please mark the entire arm with vinyl tape, etc., at a location 20% or less from the arm-tip before arrival. The target of the standard screening after Preliminaries is “players who have scored 10 points or more”, “authorized players who have the right to participate in the final tournament”, and “the top 3 players in each ranking”. Immediately after that, please proceed directly to the designated standards examination venue. If you want to

check before Preliminaries, please check in from 9:00. Please note that if you do not pass the standard review even after passing Preliminaries, you will not be able to participate in the final tournament.

- **[Important] Battery assessment**

For safety management, we will review all batteries used in the venue. Batteries that are determined to be dangerous, such as "excessively bulging", "the body and cable coating has been damaged", "connector is disconnected", etc. cannot be used in the venue. Battery that passed the examination sticks a red "BATTERY CHECK OK" sticker. Please do not peel off this seal until the end of the event.



Both days: The standard review is only for those who passed Preliminaries, but the battery review is for all players. After you have arrived, place your luggage in the player's waiting room.

- **When abstaining**

In case you abstain from participation, please be sure to inform the staff of the standard review site before participating.

Participant Briefing

Briefing of participants will be held from 9:30 on the 8th and 9th. Please gather in the "Saturn" player waiting room. (player in other rooms should also gather at Saturn.)

<About the Preliminaries and Finals Tournament>

Schedule

The schedule is as follows.

▼ 8th

10:00 Opening

10:15 ROBO-ONE Light Preliminaries ※ Starts immediately after the opening.

12:20 ROBO-ONE auto Preliminaries

13:50 ROBO-ONE auto Final tournament (until semi-final)

14:30 ROBO-ONE Light Final Tournament (up to 24 games)

15:40 ROBO-ONE Light Final Tournament (Quarterfinals / Semifinals)

16:30 ROBO-ONE auto Final Tournament (3rd Place Final / Final)

16:50 ROBO-ONE Light Final Tournament (3rd Place Final / Final)

▼ 9th

10:00 Opening

10:15 ROBO-ONE Preliminaries ※ Starts immediately after the opening.

13:10 ROBO-ONE Final tournament (up to 40 games)

15:00 ROBO-ONE Final Tournament (Quarterfinals / Semifinals)

15:40 ROBO-ONE Final Tournament (3rd Place Final / Final)

16:00 Exhibition Match

Preliminaries will be done in 2 lanes or 2 rings. Since it is divided into an odd number (A) and an even number (B) in the order of participation, please line up in the corresponding lane column. As the Preliminaries progresses so quickly, please move to the venue with a margin so that you can line up in line before the 5th run. Do not do dangerous acts such as running with a robot.

It is the same even during Preliminaries. Please do not run beside the running lane or jump over it.

*Please note that the schedule may be changed depending on the progress of the game.

[Please be careful]

Until now, the operation staff has called out players before Preliminaries and Final Tournament but will not be called out from this competition. Each player should check the situation in the following way and move to the stage at his / her own risk.

- **How to confirm the event progress**

The progress of the event can be checked on the ROBO - ONE website. The tournament will be updated in real time. Please see for reference of game progress.

※ Updating the screen is necessary to reflect game results.

- **ROBO-ONE**

Preliminaries order

<http://www.robo-one.com/en/roboones/prisort/46>



- **ROBO-ONE Light**

Preliminaries order

<http://www.robo-one.com/en/roboones/prisort/47>



- **ROBO-ONE auto**

<http://www.robo-one.com/en/roboones/prisort/48>



Final tournament will be posted on the ROBO - ONE website after the end of the Preliminaries session.

- **ROBO-ONE**

<http://www.robo-one.com/en/>



-You can also check the progress through the broadcast in the waiting room.

-"ROBO-ONE Official" Tweet the match results on Twitter.

<https://twitter.com/robooneofficial>



* Depending on the internet environment and the condition of the equipment, update and distribution of results may be delayed. Please move to the venue with plenty of time.

* If the broadcast cannot be displayed due to equipment trouble, etc., please speak to the staff. However, we do not guarantee the restoration of distribution, so please prepare so that you can check it by other methods.

* The management is not responsible for the update of each information or the lateness of the players considered to be due to distribution problems.

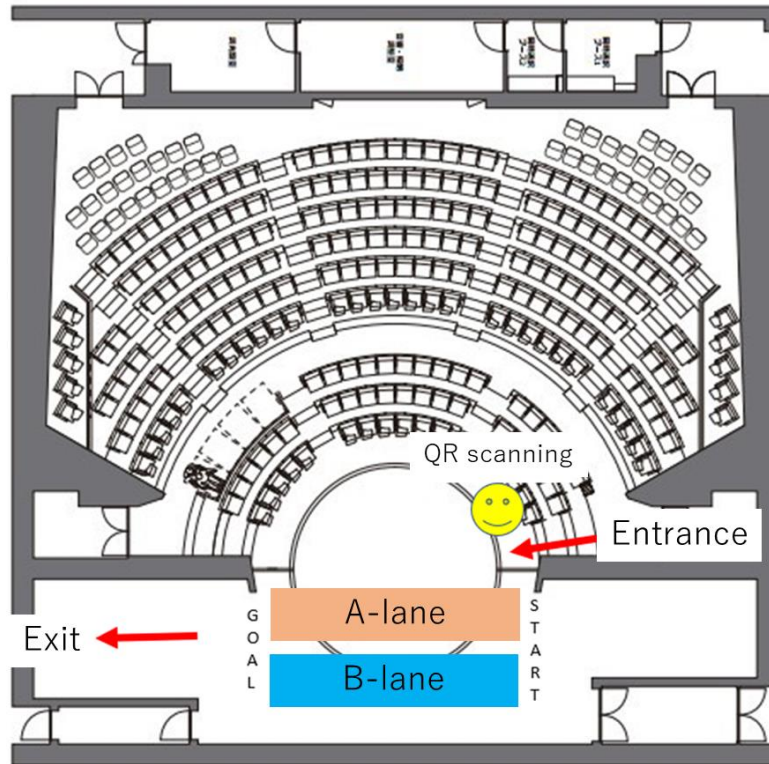
● **Player entrance**

To confirm the location of the participants, the entrance to the venue and the standby place are decided. Please enter the following venue map.

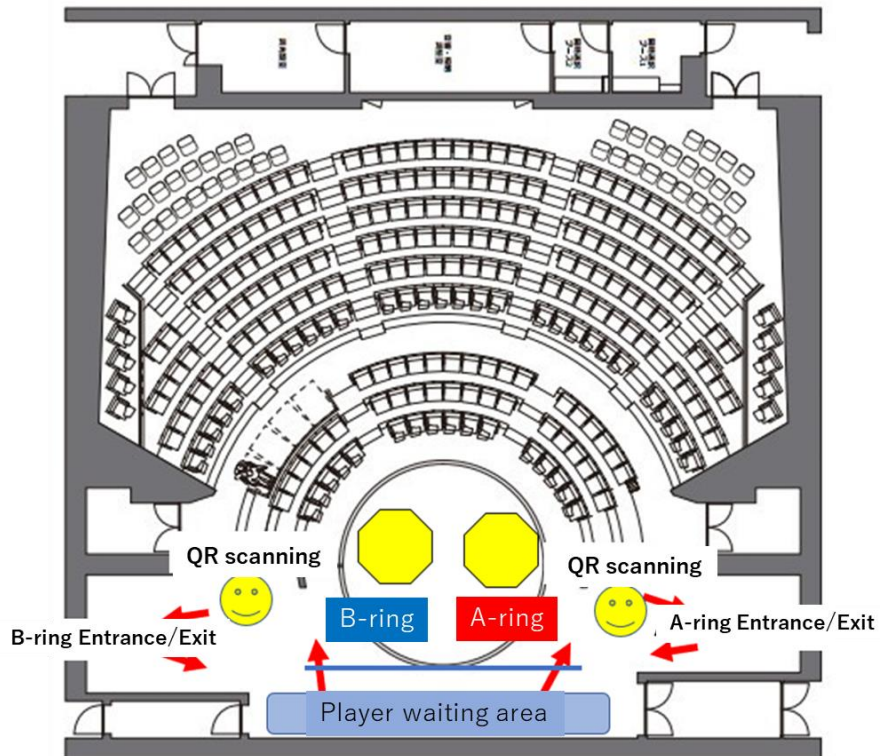
The same mascot robot as the receptionist is placed in the waiting area in the venue.

When you arrive at the waiting area, scan the QR code on the participation certificate to confirm where the players are.

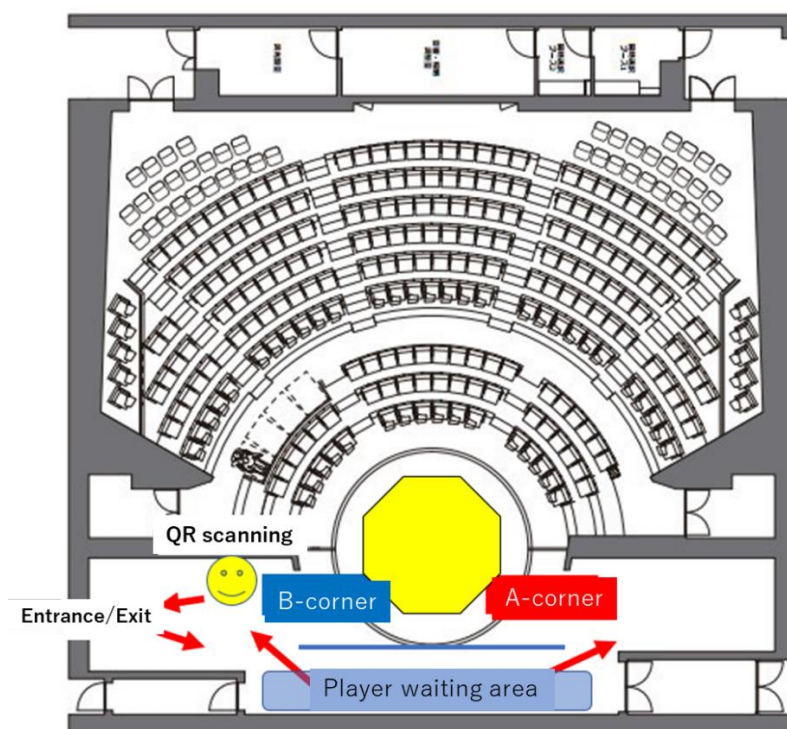
【Light Preliminaries】



【auto/ROBO-ONE Preliminaries / Finals Tournament(2-rings)】



【Finals Tournament(1-rings)】



<About special rings outside the stage>

A special ring (C ring) is installed beside the Standards screening site. Please use it freely as it is available from 10:00. However, robots that hurt the ring as well as competition rules cannot be used. Also, if the site is busy, please use it alternately according to the instructions of the staff.

<In the case of an accident such as smoking, fire, etc.>

Disaster prevention goods are prepared in the players' waiting room. Please place it in a heat-resistant sheet in case of emergency and cover it with a wet towel. Put it in a bucket as it is and bring it outdoors and check to extinguish a fire. In addition, please contact the staff nearby promptly as soon as an accident occurs.

- Safety Management Officer: Biped Robot Association : Mr.Hatano

<In case of injury>

First-aid kits are available in the players' waiting room, so please use them. Also, please contact the hall staff after using.

【Notes】

※ For the safety of visitors and participants, please do not move the robot in the passage, outside the stage, outside the waiting room. In addition, please refrain from maintenance at the auditorium.